

A leader in sustainable packaging and paper solutions

Results for the twelve months
to 31 December 2025

Thursday 19 February 2026



2025 Full Year Results

Resilient full year performance



Actions taken to drive value



Strongly positioned to capture upside




FINANCE REVIEW



2025 at a glance

Underlying EBITDA

€ million



Basic underlying EPS

€ cents




ROCE

% (12-month rolling)



Cash generated from operations

€ million



Resilient financial performance

Underlying EBITDA development

€ million



Focused fixed cost control

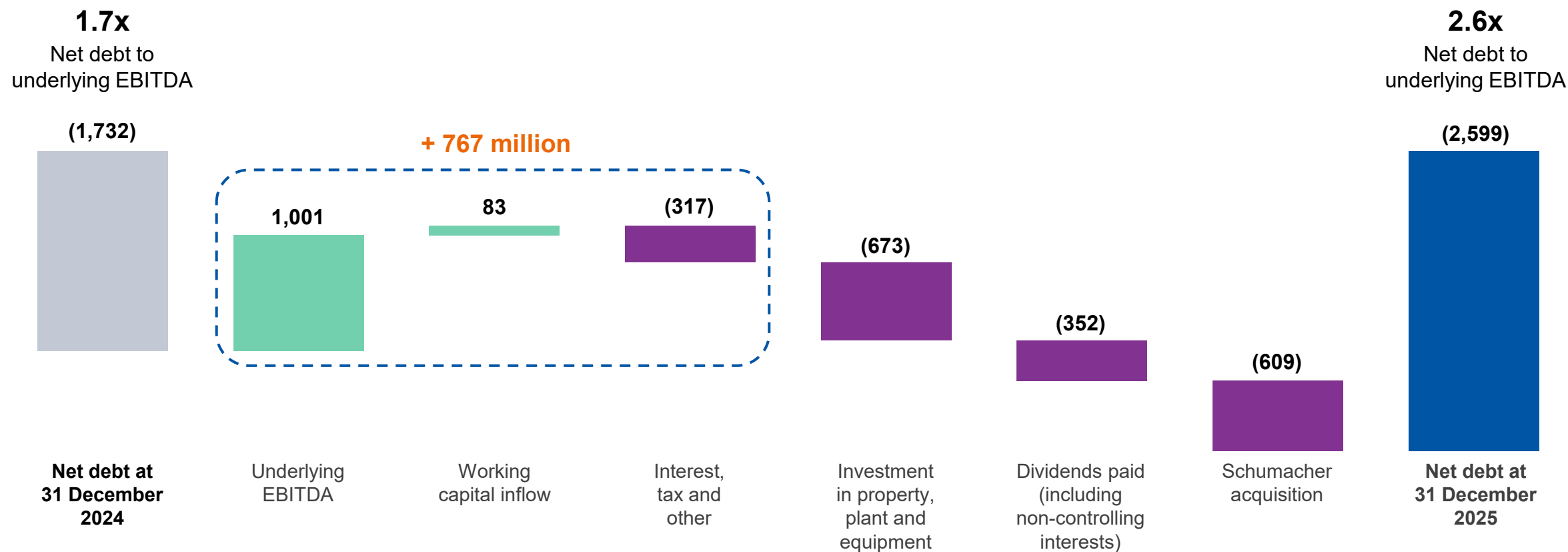
- Streamlined overhead and operational structure, reducing headcount, including a 13% reduction in our Group Services offices
- Recently announced three plant closures leading to further headcount reduction
- Combination of Corrugated Packaging and Uncoated Fine Paper business units supports cost take-out



Increased leverage following investment into the business

Movement in net debt

€ million



Short-term debt maturities refinanced; no financial covenants

Investment grade credit rating

Standard & Poor's: BBB
(stable outlook)

Moody's: Baa1
(negative outlook)

Available liquidity of €1.3 billion

Undrawn Syndicated
RCF of €1,000 million &
cash and cash equivalents
of €292 million

Refinanced short-term debt maturities

Eurobond maturing in 2026
refinanced in October 2025

No further debt
maturities until 2028

Maintaining a robust financial position and investment grade credit metrics

Capex reducing following a period of heightened investment

Investment in property, plant and equipment

€ million

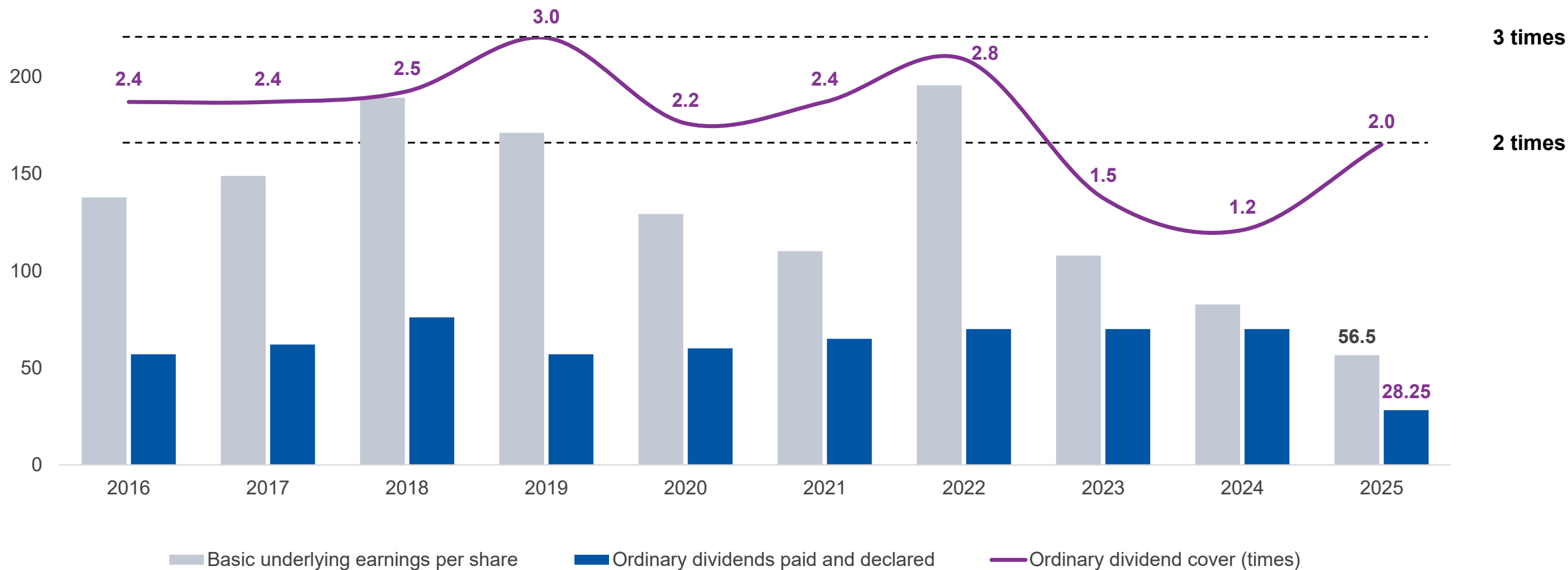


- Major capacity expansion projects built on time and on budget to capture growth in structurally growing packaging markets
- Excluding these major capacity expansion projects, capital expenditure at 107% of depreciation on average over the past 5 years (2021-2025)
- 2026 capital expenditure expected to be approximately €550 million – lower than €650 million previously guided – focusing on maintenance and targeted cost-optimisation opportunities

Dividend in line with cover policy

EPS, DPS and dividend cover

euro cents per share and times covered



2026 Technical guidance

| 2026 | |
|---|--------------------|
| Depreciation and amortisation | €515 – 525 million |
| Net finance costs | ~ €125 million |
| Effective tax rate | ~ 25% |
| Estimated underlying EBITDA impact from planned maintenance shuts | ~ €100 million |
| Capital expenditure | ~ €550 million |

BUSINESS UNIT REVIEW

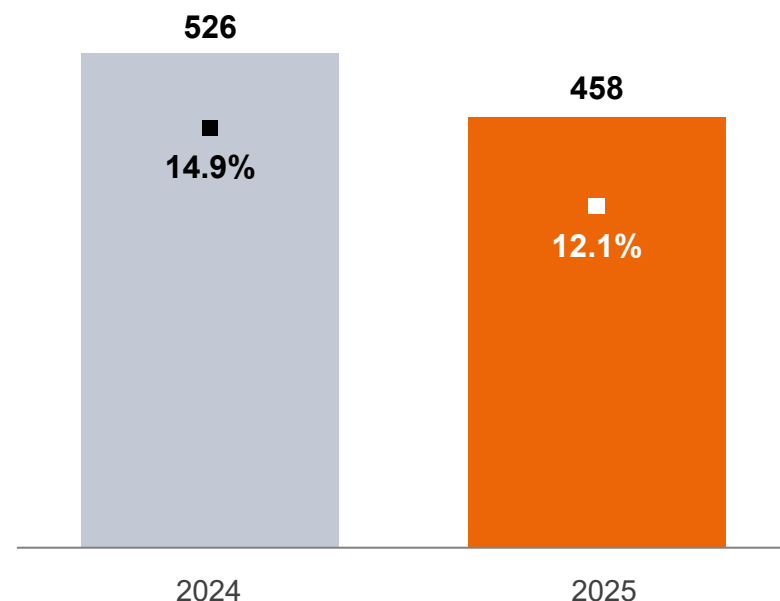


Corrugated Packaging

Good volume growth; significantly lower UFP and pulp pricing

Underlying EBITDA and margin

Underlying EBITDA (€ million) and margin (%)



- **Containerboard:** Sales volume growth and higher average selling prices compared to 2024
- **Corrugated Solutions:** Lower margins partly mitigated by box volume growth and Schumacher contribution
- **Uncoated fine paper and pulp:** Market share gains. Significantly lower selling prices compared to 2024.
- Forestry fair value gain of €39 million (2024: €7 million)
- Selling prices in early 2026 below Q4 2025 average prices

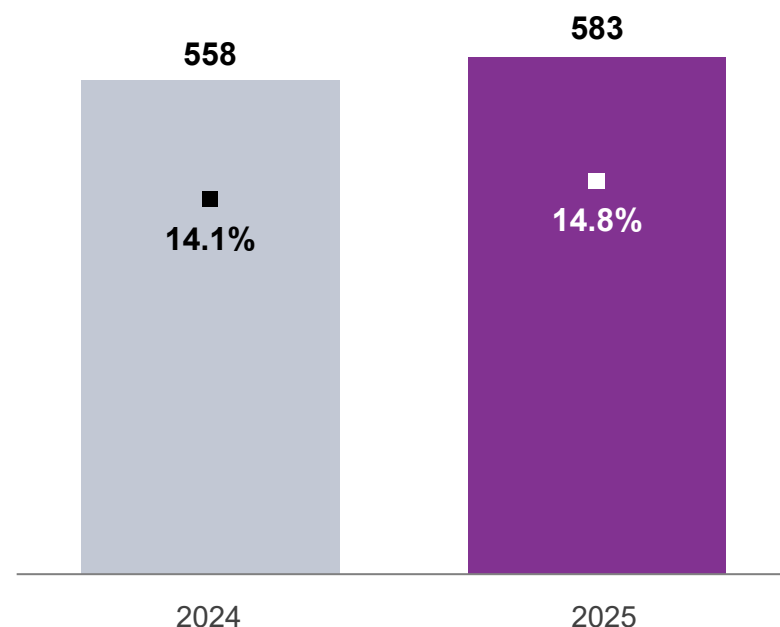


Flexible Packaging

Strong paper bags volume growth; good cost control

Underlying EBITDA and margin

Underlying EBITDA (€ million) and margin (%)



- **Paper Bags:** Strong sales volume growth – up 5% on prior year
- **Kraft Paper:** Lower sales volumes driven by softer market demand. Broadly similar pricing vs 2024
- **Consumer Flexibles and Functional Paper and Films:** Resilient performances supported by our focus on high-margin products
- Good cost control across the business
- Kraft paper selling prices in early 2026 below Q4 2025 average prices





COMPETITIVE ADVANTAGE

15



Mondi is uniquely positioned with significant competitive advantage



Leadership positions

Corrugated Packaging



- #1** virgin containerboard producer in Europe
- #1** containerboard producer in emerging Europe
- #1** corrugated solutions producer in emerging Europe
- #2** uncoated fine paper producer in Europe
- #1** uncoated fine paper producer in South Africa



Flexible Packaging

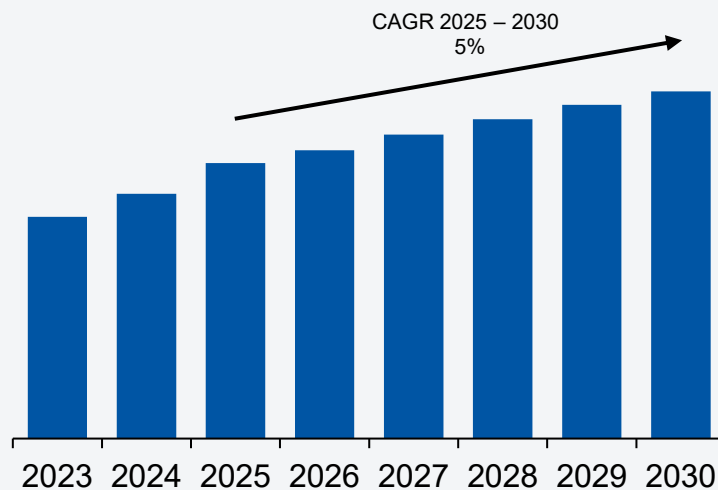


- #1** kraft paper producer globally
- #1** paper bags producer globally
- #3** consumer flexible packaging producer in Europe
- #1** pet food packaging producer in Europe

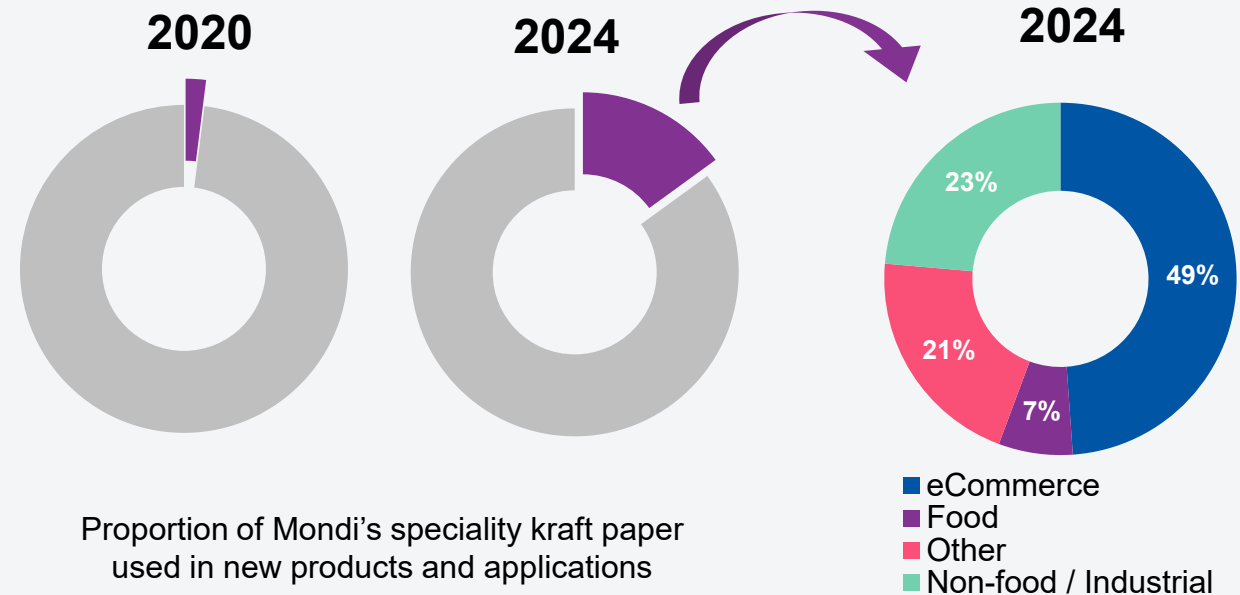


Strategically positioned to leverage structural growth drivers

eCommerce¹



Sustainability²



While packaging demand is heavily influenced by macro-economic growth in the short term, key structural drivers of long-term growth remain in place

Delivering a differentiated customer value proposition

Commercial sales

- Combined Corrugated and Flexible packaging eCommerce sales teams

Innovation

- Nine WorldStar Packaging awards

Operational excellence

- Right-first-time
- Shorter lead times
- Agility and flexibility

Food and FMCG Packaging

Corrugated



Flexible



eCommerce Packaging

Corrugated

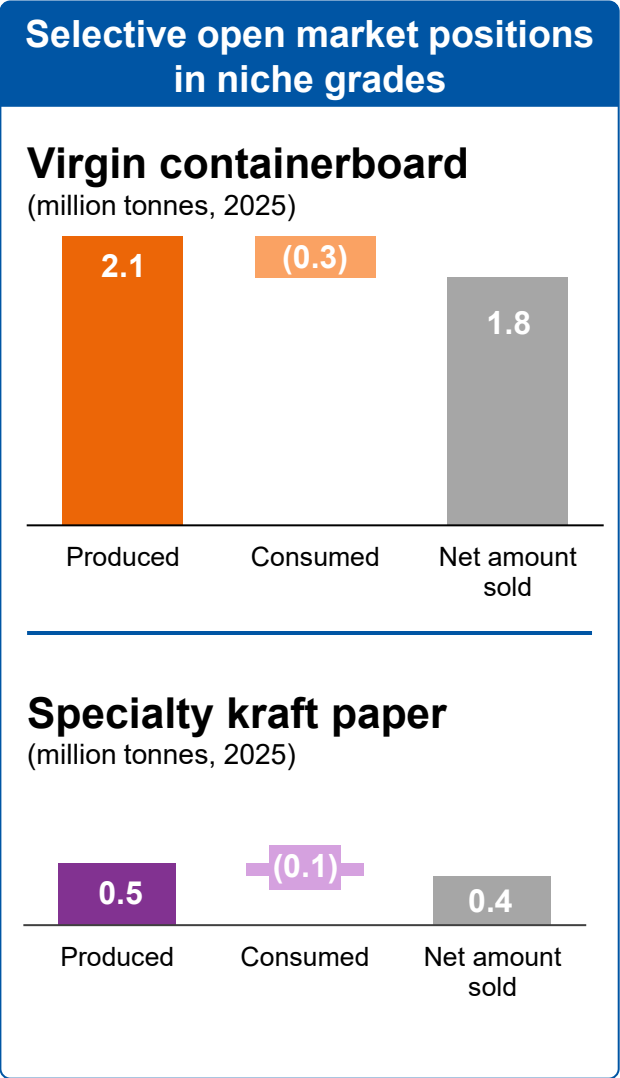
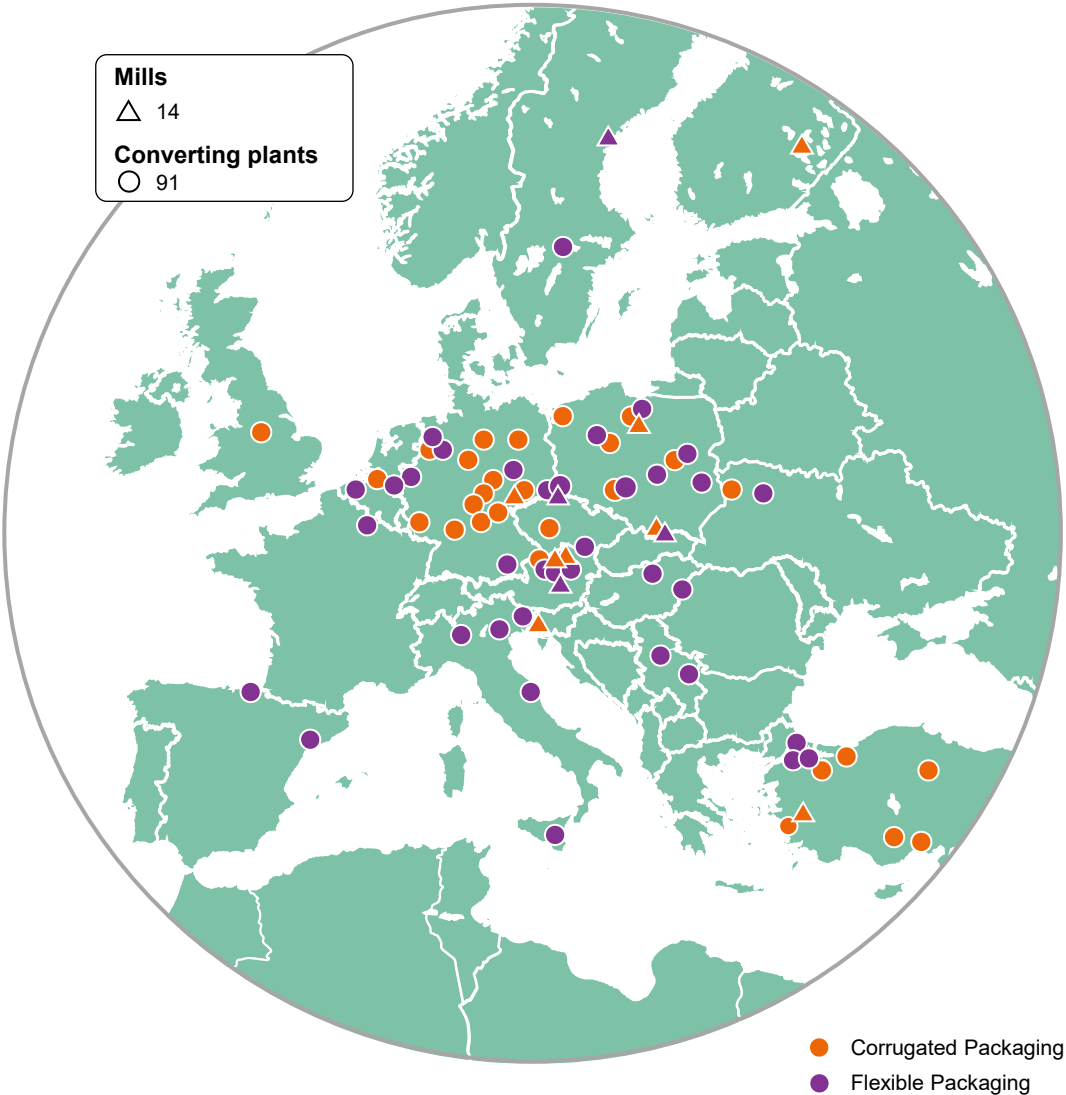
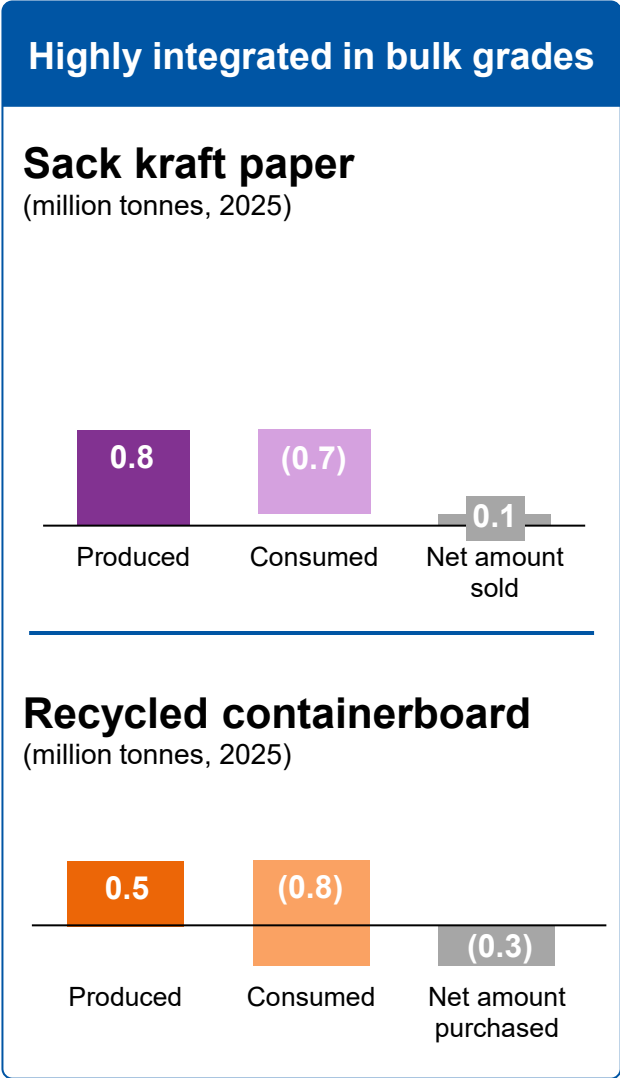


Flexible



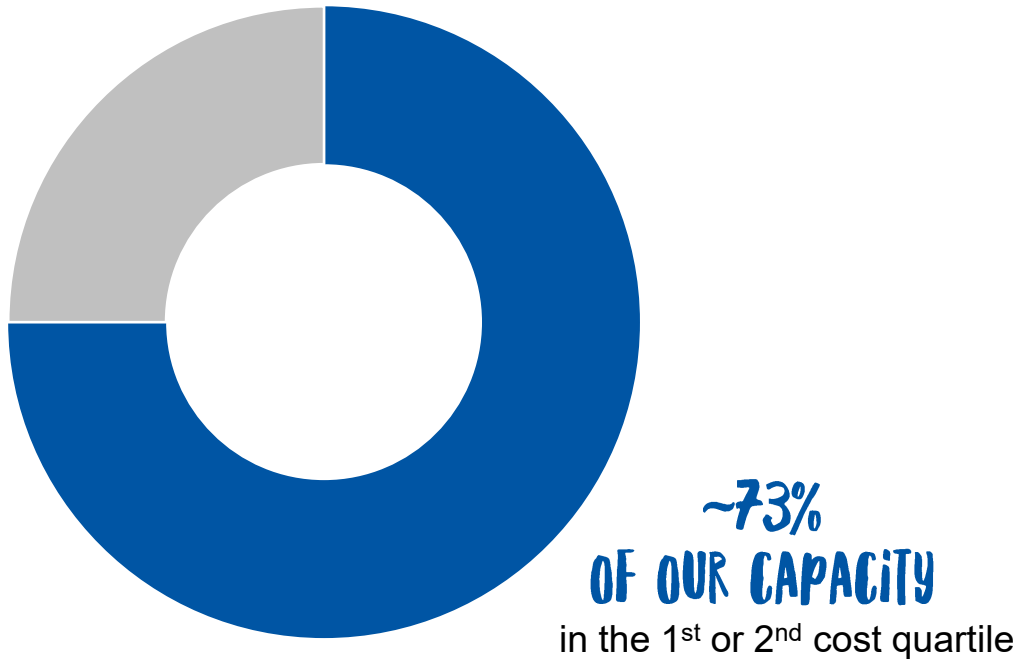
Complementary product offering for key end-use segments spanning the full range of corrugated and flexible packaging solutions

Integration strengths



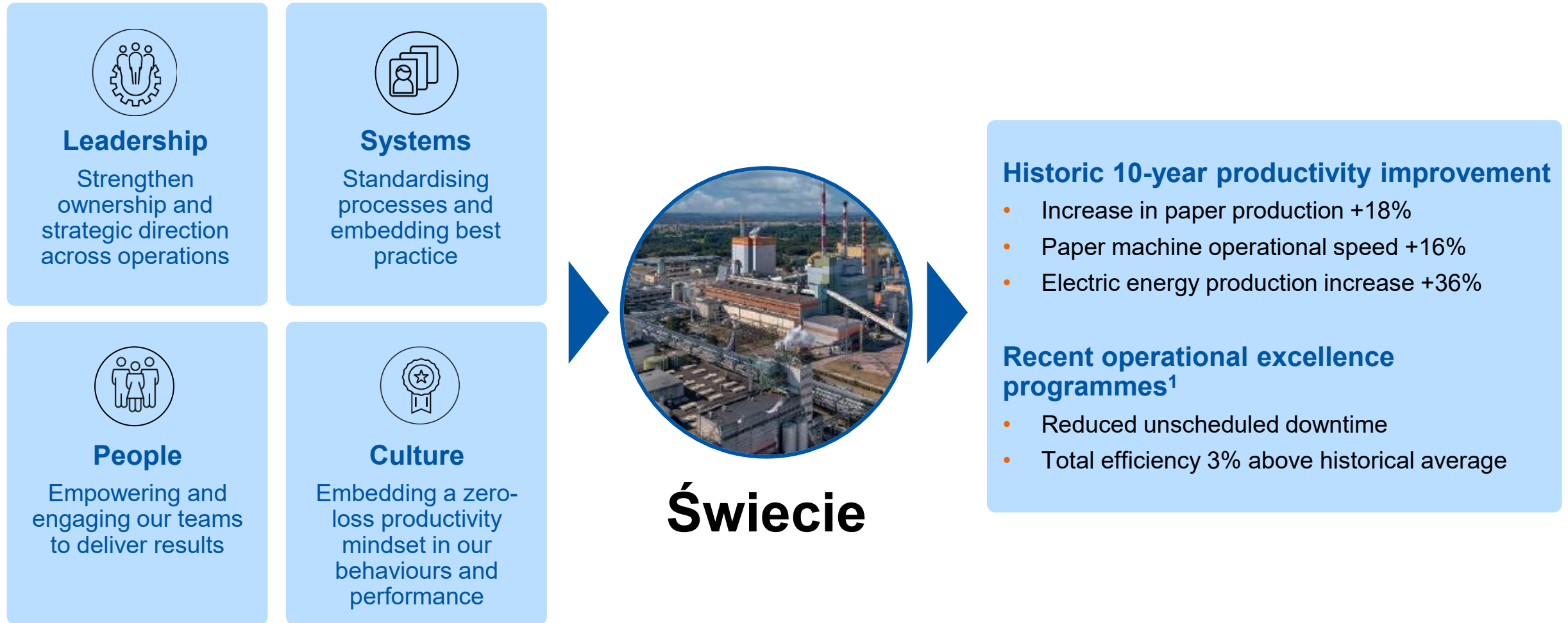
Well invested assets with strong cost leadership

Mondi paper mill capacity by quartile of relevant industry cost curve



- €3.6 billion invested over last 10 years in paper mills to deliver capacity expansion, efficiencies and cost optimisation
 - Scale benefits
 - Increased energy self-sufficiency
 - Raw material efficiencies
- Access to cost competitive wood and biomass through long-term partnerships and proximity to forests and sawmills
- Culture of continuous improvement delivering operational excellence

Accelerating operational excellence programmes to drive productivity and efficiency

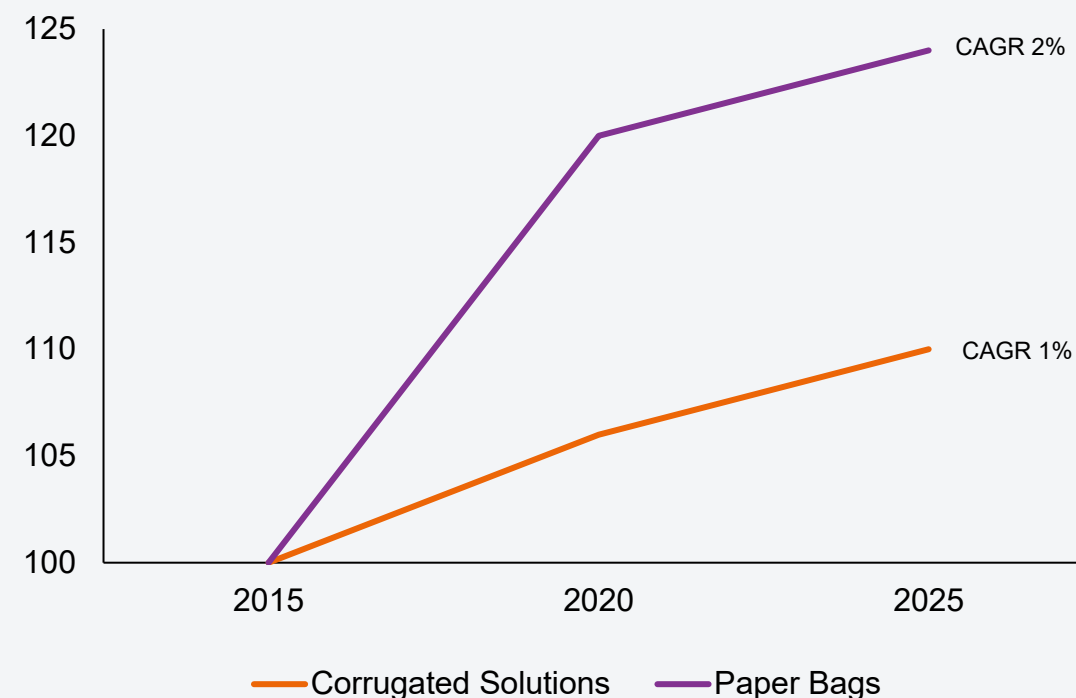


Delivering efficiency gains through plant network optimisation

- Driving plant network efficiency with 22 plants closed in last ten years while growing volumes
- 2025 v 2024 productivity performance
 - **Corrugated Solutions** +4%
 - **Paper Bags** +5%
- Driving further efficiencies from Schumacher integration and optimisation
- Recently announced three further closures
 - **Corrugated Solutions**: Gebze (Türkiye)
 - **Paper Bags**: Hungary & Hammelburg (Germany)

Converting plants productivity improvement

Productivity measured per person with 2015 Index = 100



Closing remarks

Resilient full year performance



Actions taken to drive value



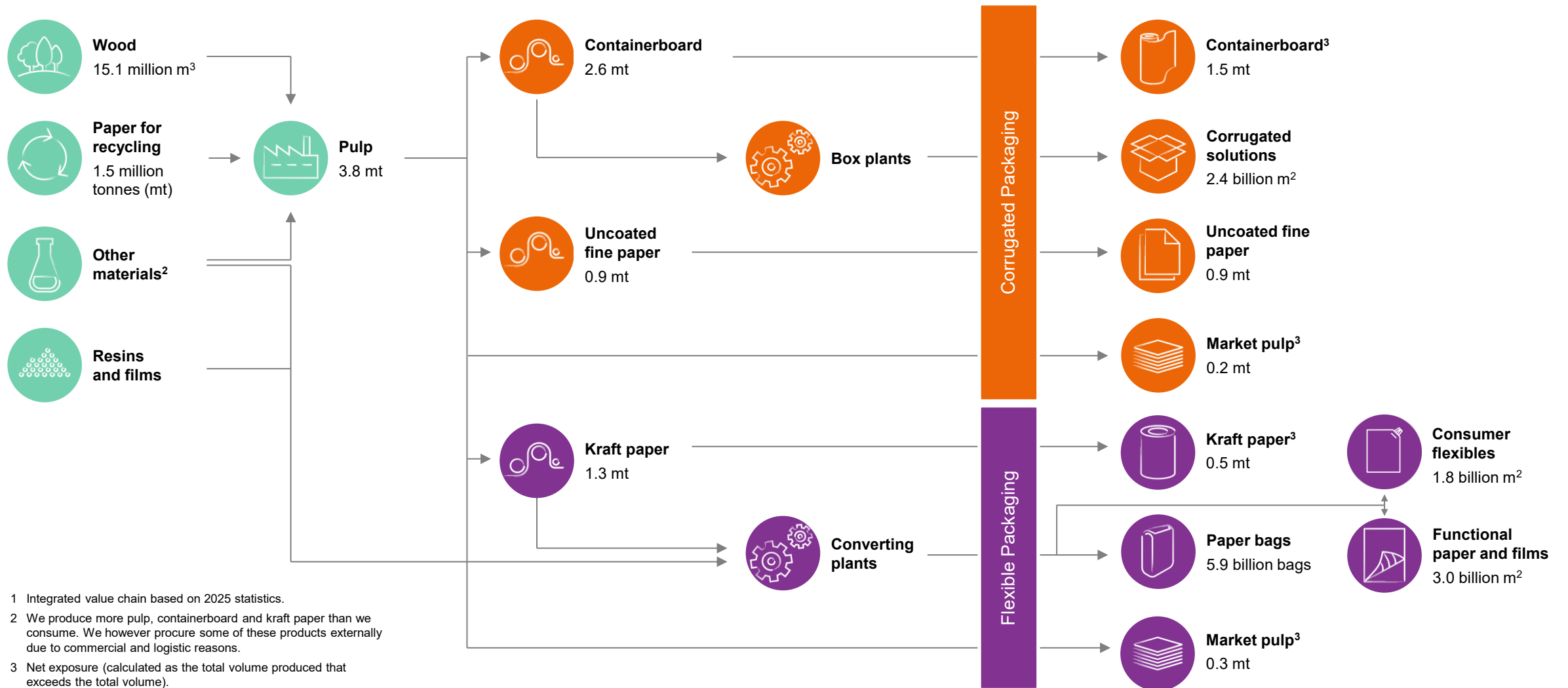
Strongly positioned to capture upside



APPENDIX



Integrated value chain (2025)



Previous business unit reporting segments

Corrugated Packaging

Unaudited

| € million and percentage | Year ended 31 December 2025 | Year ended 31 December 2024 | Change % | Six months ended 31 December 2025 (H2 2025) | Six months ended 30 June 2025 (H1 2025) |
|--|--------------------------------|--------------------------------|-------------|---|---|
| Segment revenue | 2,667 | 2,251 | 18% | 1,369 | 1,298 |
| Underlying EBITDA | 342 | 328 | 4% | 139 | 203 |
| Underlying EBITDA margin (%) | 12.8 | 14.6 | | 10.2 | 15.6 |
| Trailing 12-month average capital employed | 2,968 | 2,224 | | | 2,600 |
| ROCE (%) | 4.4 | 7.2 | | | 7.8 |

Previous business unit reporting segments

Uncoated Fine Paper

Unaudited

| € million and percentage | Year ended 31 December 2025 | Year ended 31 December 2024 | Change % | Six months ended 31 December 2025 (H2 2025) | Six months ended 30 June 2025 (H1 2025) |
|---|--------------------------------|--------------------------------|-------------|---|---|
| Segment revenue | 1,150 | 1,317 | (13%) | 531 | 619 |
| Underlying EBITDA | 115 | 198 | (42%) | 34 | 81 |
| Forestry fair value gain | 39 | 7 | | 21 | 18 |
| Underlying EBITDA excluding forestry fair value gain | 76 | 191 | | 13 | 63 |
| Underlying EBITDA margin (%) | 10.0 | 15.0 | | 6.4 | 13.1 |
| Trailing 12-month average capital employed | 1,080 | 1,134 | | | 1,124 |
| ROCE (%) | 4.3 | 11.1 | | | 3.6 |

Mondi: Forward-looking statements disclaimer

This document includes forward-looking statements. All statements other than statements of historical facts included herein, including, without limitation, those regarding Mondi's financial position, business strategy, market growth and developments, expectations of growth and profitability and plans and objectives of management for future operations, are forward-looking statements. Forward-looking statements are sometimes identified by the use of forward-looking terminology such as "believe", "expects", "may", "will", "could", "should", "shall", "risk", "intends", "estimates", "aims", "plans", "predicts", "continues", "assumes", "positioned" or "anticipates" or the negative thereof, other variations thereon or comparable terminology. Such forward-looking statements involve and are subject to known and unknown risks, uncertainties and other factors, including, but not limited to, the risks set out under the principal risks section of Mondi's full year results announcement, which may cause the actual results, performance or achievements of Mondi, or industry results, to be materially different from any future results, performance or achievements expressed or implied by such forward-looking statements. Such forward-looking statements and other statements contained in this document regarding matters that are not historical facts involve predictions and are based on numerous assumptions regarding Mondi's present and future business strategies and the environment in which Mondi will operate in the future. These forward-looking statements speak only as of the date on which they are made.

No assurance can be given that such future results will be achieved; various factors could cause actual future results, performance or events to differ materially from those described in these statements. Such factors include in particular but without any limitation: (1) operating factors, such as continued success of manufacturing activities and the achievement of efficiencies therein, continued success of product development plans and targets, changes in the degree of protection created by Mondi's patents and other intellectual property rights and the availability of capital on acceptable terms; (2) industry conditions, such as strength of product demand, intensity of competition, prevailing and future global market prices for Mondi's products and raw materials and the pricing pressures thereto, financial condition of the customers, suppliers and the competitors of Mondi and potential introduction of competing products and technologies by competitors; and (3) general economic conditions, such as rates of economic growth in Mondi's principal geographical markets or fluctuations of exchange rates and interest rates.

Mondi expressly disclaims

- a) any warranty or liability as to accuracy or completeness of the information provided herein; and
- b) any obligation or undertaking to review or confirm analysts' expectations or estimates or to update any forward-looking statements to reflect any change in Mondi's expectations or any events that occur or circumstances that arise after the date of making any forward-looking statements, unless required to do so by the Disclosure Guidance and Transparency Rules, the UK Market Abuse Regulation or applicable law or any regulatory body applicable to Mondi, including the JSE Limited, the FCA and the LSE.